



Gauge Modular Block

50 to 100ℓ/min
25MPa

Features

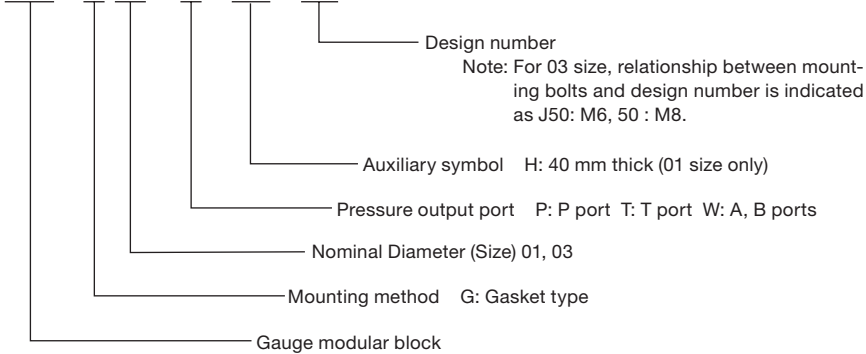
- ① This modular block makes it possible to attach a pressure gauge to the P and T ports or the A and B ports.
- ② Connection to the ports is extremely simple.

Specifications

Model No.	Nominal Diameter (Size)	Maximum Working Pressure MPa{kgf/cm ² }	Maximum Flow Rate ℓ/min	Weight kg	Gasket Surface Dimensions
OK-G01-P-20 OK-G01-T-20	1/8	25 {255}	50	0.6	ISO 4401-03-02-0-05
OK-G01-W-20				0.6	
OK-G01-P-H-20 OK-G01-T-H-20				1.0	
OK-G01-W-H-20				1.0	
OK-G03-J50	3/8	25 {255}	100	2.3	ISO 4401-05-04-0-05

Explanation of model No.

OK - G 01 - P - (H) - 20

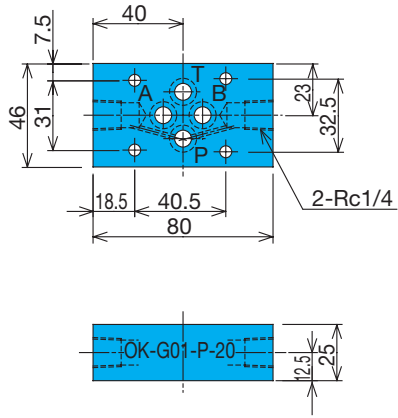


● Handling

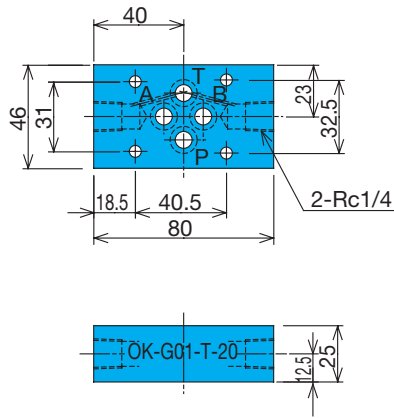
- ① When installing the OK-G01-P-(H)- 20, OK-G01-T-(H)-20, or OK-G01- W-(H)-20, make sure the model number printing is oriented so it can be read correctly from the P port side.
- ② Note that a sub plate and installation bolts are not included. See pages D-90 through D-95 if these items are required.

Installation Dimension Drawings

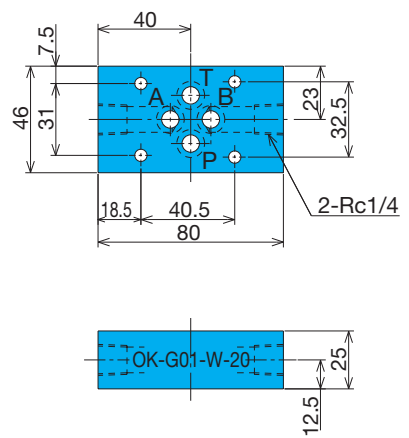
OK-G01-P-20



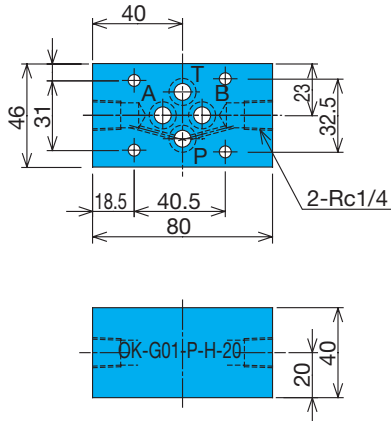
OK-G01-T-20



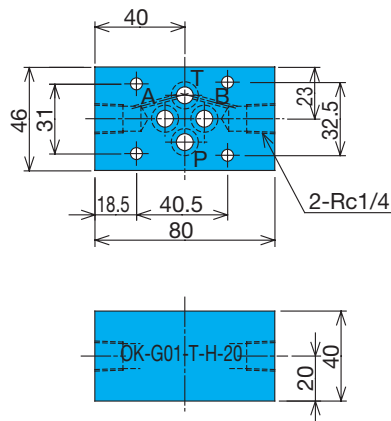
OK-G01-W-20



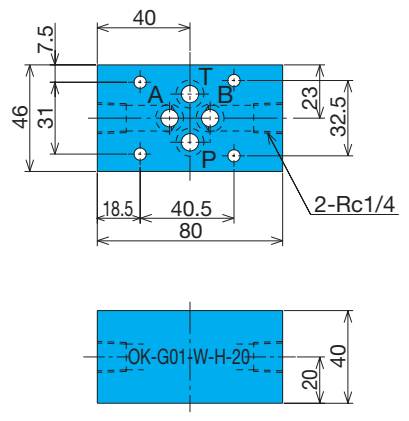
OK-G01-P-H-20



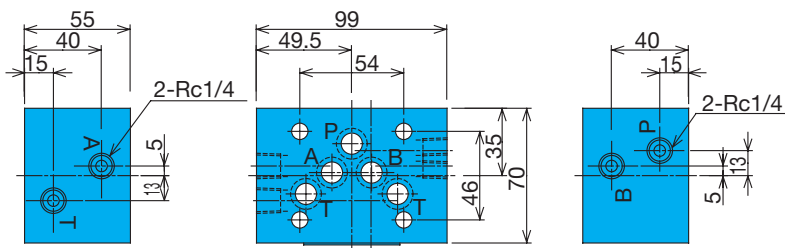
OK-G01-T-H-20



OK-G01-W-H-20



OK-G03-J50



Seal Part List

Size	Part Name	Part Number	Q'ty
01	O-ring	AS568-012(NBR-90)	4
03	O-ring	AS568-014(NBR-90)	5

Note) The materials and hardness of the O-ring conform with JIS B2401.